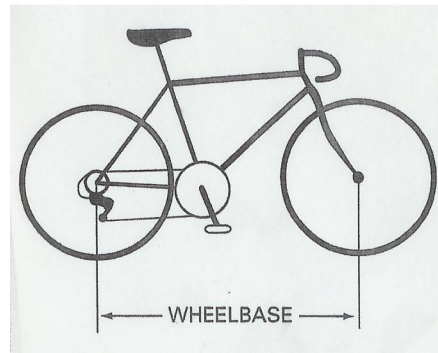
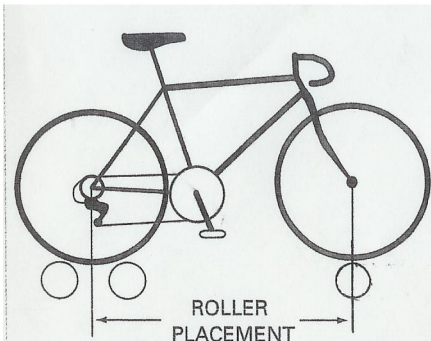



E-Motion Model H Setup

Your rollers ship fully assembled. All you need to do is make a simple adjustment to fit your bike. Refer to the diagram here, which shows the proper position of the front drum, directly centered beneath the front wheel of the bike.

Note: the rollers will only work for bikes with a wheelbase between 36.5 and 42.5 inches



Step 1



Step 2



Step 1 : Loosen both hand knobs located on the ends of the front drum.

Step 2: Rotate the index knobs to move the drum. They are located in slots next to the front drum. You may rotate both of them at the same time OR alternate from one side to the other, one turn at a time. After you have moved the drum to the desired location, place the bike on the rollers and visually check the position.

Step 3: Tighten the hand knobs.